

# Latitude 12 7000 Series Wyse Mobile Thin Client

Dell Latitude E7270 Wyse TC

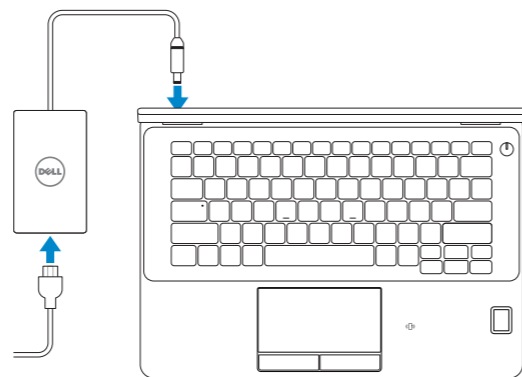
## Quick Start Guide

Snelstartgids



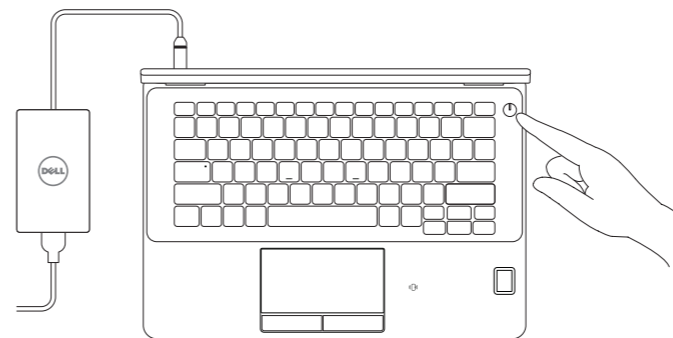
### 1 Connect the power adapter

Sluit de netadapter aan



### 2 Turn on your thin computer

Zet uw thin computer aan



**Product support and manuals**  
Productondersteuning en handleidingen

[Dell.com/wyse/support](http://Dell.com/wyse/support)  
[Dell.com/wyse/downloads](http://Dell.com/wyse/downloads)

**Contact Dell**  
Contact opnemen met Dell

[Dell.com/contactdell](http://Dell.com/contactdell)

**Regulatory and safety**  
Regelgeving en veiligheid

[Dell.com/regulatory\\_compliance](http://Dell.com/regulatory_compliance)

**Regulatory model**  
Beschreven model

P26S

**Regulatory type**  
Beschreven type

P26S001

**Client device model**  
Model clientapparaat

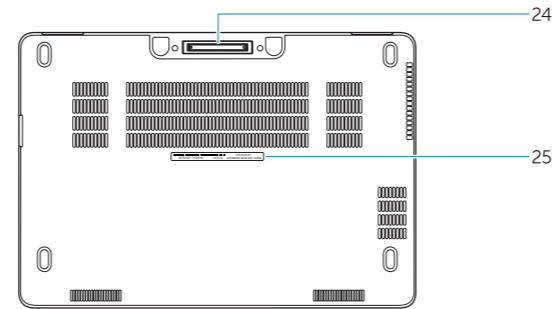
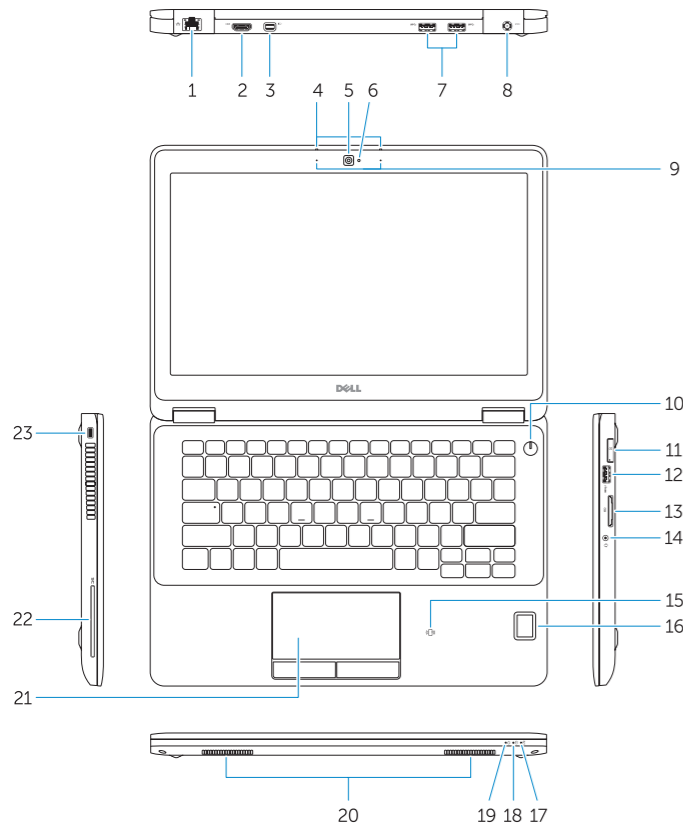
Dell Latitude E7270 Wyse TC



05R80HA00

# Features

Kenmerken



- |   |  |   |  |
|---|--|---|--|
| 1. Network port                           | 14. Headset port                             | 1. Netwerkpoort                         | 15. Contactloze smartcardlezer (optioneel) |
| 2. HDMI port                              | 15. Contactless smart-card reader (optional) | 2. HDMI-poort                           | 16. Vingerafdruklezer (optioneel)          |
| 3. DisplayPort                            | 16. Fingerprint reader (optional)            | 3. DisplayPort                          | 17. Batterij-statuslampje                  |
| 4. Microphones (only in touch screen)     | 17. Battery-status light                     | 4. Microfoons (alleen in aanraakscherm) | 18. Activiteitslampje vaste schijf         |
| 5. Camera                                 | 18. Hard-drive activity light                | 5. Camera                               | 19. Statuslampje voeding                   |
| 6. Camera-status light                    | 19. Power-status light                       | 6. Camera-statuslampje                  | 20. Luidsprekers                           |
| 7. USB 3.0 ports (2)                      | 20. Speakers                                 | 7. USB 3.0-poorten (2)                  | 21. Toetsenblok                            |
| 8. Power port                             | 21. Touchpad                                 | 8. Netstroompoort                       | 22. Smart card-lezer (optioneel)           |
| 9. Microphones (only in non-touch screen) | 22. Smart card reader (optional)             | 9. Microfoons (niet in aanraakscherm)   | 23. Sleuf voor beveiligingskabel           |
| 10. Power button (no LED indicator)       | 23. Security-cable slot                      | 10. Aan-uitknop (Geen ledlampje)        | 24. Dock-poort                             |
| 11. SIM card slot (optional)              | 24. Dock port                                | 11. Simkaartsleuf (optioneel)           | 25. Servicetaglabel                        |
| 12. USB 3.0 connector with PowerShare     | 25. Service-tag label                        | 12. USB 3.0-connector met PowerShare    |  |
| 13. Memory card reader                    |  | 13. Geheugenkaartlezer                  |  |
|   |  | 14. Headsetpoort                        |  |